

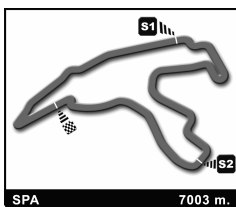
# SPA EURO RACE FIA F2 CHAMPIONSHIP



## FREE PRACTICE 1 Chronological Analysis of Performances

**B** Crossing the finish line in pit lane  
**S1** Time from finish line to 1st intermediate  
**S2** Time from 1st intermediate to 2nd intermediate  
**S3** Time from 2nd intermediate to finish line  
**FY** Full Yellow Flag

Lap	Lap Time	S1	S2	S3	Lap	Lap Time	S1	S2	S3
<b>1 Steven KANE</b> GBR					<b>6</b> 2:12.212 37.618 1:00.098 34.496				
FORMULA 2 TEST CAR					7 2:11.278 37.314 59.777 34.187				
1	2:37.465	53.049	1:07.562	36.854	8	2:11.510 37.044	1:00.178	34.288	
2	2:16.822	39.323	1:02.196	35.303	9	2:11.257 37.282	59.726	34.249	
3	2:13.190	38.057	1:00.183	34.950	10	2:17.865 38.200	1:04.830	34.835	
4	2:14.485	38.197	1:01.219	35.069	11	2:16.696 37.293	1:00.618	38.785	
5	2:14.324	37.688	1:01.376	35.260	<b>5 Alex BRUNDLE</b> GBR				
6	2:14.875	38.646	1:00.918	35.311	Sen, GAC, Nasstar				
7	2:14.388	37.952	1:00.676	35.760	1	2:36.103 53.132	1:05.443	37.528	
8	2:12.701 37.934	1:00.068	34.699	34.992	2	2:15.329 38.835	1:01.950	34.544	
9	2:12.698 37.667	1:00.039	34.992	34.919	3	2:12.376 37.675	1:00.413	34.288	
10	2:12.908 37.764	1:00.225	34.919	35.043	4	2:14.436 37.803	1:02.178	34.455	
11	2:13.619 37.885	1:00.691	35.043	35.676	5	2:11.931 37.406	59.923	34.602	
12	2:16.521 38.164	1:02.681	35.676	35.768	6	2:11.666 37.228	59.596	34.842	
13	2:17.143 39.714	1:01.661	35.768	38.383	7	2:11.358 37.050	59.678	34.630	
14	2:22.330 38.640	1:05.307	38.383		8	2:11.022 37.141	59.337	34.544	
<b>2 Sebastian HOHENTAL</b> SWE					9	2:13.345 38.623	1:00.036	34.686	
Mafi, Sweden team					10	2:10.763 37.103	59.220	34.440	
1	2:37.060 50.711	1:07.010	39.339	35.241	11	2:12.117 37.427	1:00.132	34.558	
2	2:18.593 40.008	1:03.344	35.241	34.588	12	2:11.824 37.319	59.998	34.507	
3	2:12.417 37.967	59.862	34.588	34.783	13	2:24.989B 37.366	1:00.027	47.596	
4	2:12.925 37.559	1:00.583	34.783	35.081	<b>6 Armaan EBRAHIM</b> IND				
5	2:12.857 37.768	1:00.008	35.081	45.353	JK Racing				
6	2:25.262B 38.234	1:01.675	45.353	35.179	1	2:58.663 1:10.185	1:10.425	38.053	
7	8:07.901 6:31.036	1:01.686	35.179	34.678	2	2:24.838 39.959	1:08.116	36.763	
8	2:12.714 37.656	1:00.380	34.678	35.369	3	2:19.245 39.301	1:03.974	35.970	
9	2:21.390 37.472	1:08.549	35.369	35.106	4	2:15.981 38.289	1:02.083	35.609	
10	2:12.818 37.493	1:00.219	35.106	35.076	5	2:17.940 39.129	1:02.611	36.200	
11	2:13.143 37.718	1:00.221	35.204	35.076	6	2:15.417 38.876	1:01.502	35.039	
<b>3 Jolyon PALMER</b> GBR					7	2:14.826 38.529	1:01.221	35.076	
Comma					8	2:14.196 38.325	1:00.770	35.101	
1	3:01.186 1:16.616	1:07.531	37.039	35.590	9	2:18.590 40.059	1:02.941	35.590	
2	2:19.979 39.256	1:04.894	35.829	35.357	10	2:19.042 41.990	1:01.695	35.357	
3	2:16.409 38.413	1:02.740	35.256	34.862	11	2:13.839 38.055	1:00.922	34.862	
4	2:15.527 38.074	1:02.676	34.777	34.824	12	2:13.384 37.613	1:00.947	34.824	
5	2:14.295 37.772	1:01.788	34.735	36.678	13	2:15.489 37.799	1:01.012	36.678	
6	2:14.821 37.599	1:02.175	35.047	<b>7 Henry SURTEES</b> GBR					
7	2:16.576 38.701	1:02.708	35.167	Surtees					
8	2:31.404B 38.656	1:05.366	47.382	1	2:53.545 1:14.065	1:03.844	35.636		
9	5:00.579 3:23.255	1:02.214	35.110	2	2:14.777 38.824	1:01.206	34.747		
10	2:13.316 37.304	1:01.268	34.744	3	2:12.841 37.689	1:00.227	34.925		
11	2:15.774 38.888	1:01.911	34.975	4	2:12.704 37.431	1:00.577	34.696		
12	2:16.532 37.642	1:00.862	38.028	5	2:12.178 37.508	1:00.014	34.656		
<b>4 Julien JOUSSE</b> FRA					6	2:12.122 37.665	59.684	34.773	
E. Leclerc					7	2:21.545B 37.203	59.822	44.520	
1	3:24.513B 1:20.939	1:16.623	46.951	8	6:27.394 4:52.415	1:00.162	34.817		
2	2:58.440 1:19.663	1:03.246	35.531	9	2:11.514 37.449	59.666	34.399		
3	2:14.120 38.851	1:00.582	34.687	10	2:11.621 37.066	59.789	34.766		
4	2:18.419B 38.041	59.495	40.883	11	2:14.364 39.046	1:00.410	34.908		
5	7:59.280 6:20.742	1:03.570	34.968	12	2:59.934B 40.585	1:14.798	1:04.551		



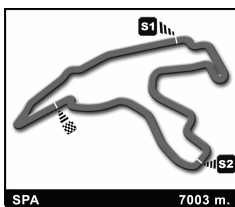
# SPA EURO RACE FIA F2 CHAMPIONSHIP



## FREE PRACTICE 1 Chronological Analysis of Performances

**B** Crossing the finish line in pit lane      **S2** Time from 1st intermediate to 2nd intermediate  
**S1** Time from finish line to 1st intermediate      **S3** Time from 2nd intermediate to finish line      **FY** Full Yellow Flag

Lap	Lap Time	S1	S2	S3	Lap	Lap Time	S1	S2	S3
<b>8 Tobias HEGEWALD</b> GER Interwetten					5 2:11.618 37.435 59.563 34.620				
1	2:43.328	55.103	1:08.368	39.857	6	2:19.125B	37.454	59.644	42.027
2	2:21.701	39.286	1:05.863	36.552	7	5:53.686	4:18.616	1:00.101	34.969
3	2:11.996	37.034	1:00.512	34.450	8	2:19.221	37.403	1:01.497	40.321
4	2:10.532	36.755	59.381	34.396	9	2:11.343	37.240	59.642	34.461
5	2:18.007B	36.859	59.482	41.666	10	2:19.527B	38.144	1:00.046	41.337
6	4:53.970	3:16.817	1:02.252	34.901	11	3:54.142	2:16.257	1:00.603	37.282
7	2:13.646	37.192	1:01.952	34.502	<b>14 Mirko BORTOLOTTI</b> ITA Red Bull				
8	2:10.588	37.051	59.052	34.485	1	3:17.852B	1:18.495	1:10.498	48.859
9	2:10.110	36.819	58.946	34.345	2	4:44.921	2:56.214	1:06.763	41.944
10	2:14.053	36.825	1:02.857	34.371	3	2:15.589	38.023	1:02.638	34.928
11	2:10.662	36.932	59.316	34.414	4	2:12.212	37.434	1:00.244	34.534
12	2:12.527	38.299	59.625	34.603	5	2:12.123	37.263	1:00.253	34.607
13	2:11.439	36.976	59.306	35.157	6	2:23.954B	37.506	1:01.845	44.603
<b>9 Pietro GANDOLFI</b> ITA Piscine Laghetto					7	9:49.173	8:12.185	1:01.296	35.692
1	3:34.307	1:40.457	1:14.000	39.850	8	2:13.818	37.988	1:01.037	34.793
2	2:27.121	40.920	1:09.267	36.934	9	2:13.122	37.282	1:00.759	35.081
3	2:18.116	38.571	1:03.642	35.903	<b>15 Mikhail ALESHIN</b> RUS Red Bull, Lukoil				
4	2:20.446	40.273	1:04.789	35.384	1	2:47.846	1:02.765	1:06.064	39.017
5	2:18.699	38.301	1:03.249	37.149	2	2:12.778	37.691	1:00.667	34.420
6	2:17.684	38.245	1:02.830	36.609	3	2:11.226	37.111	59.700	34.415
7	2:15.726	37.557	1:02.700	35.469	4	2:19.679B	38.084	59.797	41.798
8	2:16.186	37.867	1:02.836	35.483	5	9:15.729	7:38.930	1:02.060	34.739
9	2:15.355	37.829	1:01.912	35.614	6	2:10.738	37.361	58.681	34.696
10	2:15.267	37.948	1:02.194	35.125	7	2:11.236	37.252	59.500	34.484
11	2:14.667	37.343	1:02.197	35.127	8	2:36.521	44.881	1:17.076	34.564
12	2:24.871	37.552	1:04.331	42.988	9	2:10.587	37.283	58.820	34.484
13	2:35.515	41.955	1:14.859	38.701	10	2:15.144	38.408	1:01.492	35.244
<b>11 Jack CLARKE</b> GBR KSS Design Group					<b>16 Edoardo PISCOPO</b> ITA Auto Capital				
1	2:30.262	47.117	1:06.327	36.818	1	2:43.795	54.480	1:07.378	41.937
2	2:16.722	38.502	1:02.610	35.610	2	2:23.666	41.830	1:04.962	36.874
3	2:13.999	38.025	1:00.803	35.171	3	2:16.550	38.423	1:03.017	35.110
4	2:12.547	37.672	1:00.145	34.730	4	2:13.768	37.727	1:01.197	34.844
5	2:12.769	37.530	1:00.346	34.893	5	2:13.235	37.844	1:00.662	34.729
6	2:11.984	37.470	59.618	34.896	6	2:13.386	37.470	1:00.935	34.981
7	2:12.796	37.611	1:00.137	35.048	7	2:12.701	37.500	1:00.291	34.910
8	2:20.921	37.578	1:08.235	35.108	8	2:12.591	37.470	1:00.243	34.878
9	2:13.385	37.344	1:00.306	35.735	9	2:13.742	37.458	1:00.524	35.760
10	2:13.251	37.995	1:00.337	34.919	10	2:12.490	37.075	1:00.187	35.228
11	2:12.946	37.518	1:00.724	34.704	11	2:12.214	37.224	1:00.321	34.669
12	2:12.344	37.505	1:00.170	34.669	12	2:16.139	38.429	1:02.509	35.201
<b>12 Robert WICKENS</b> CAN Red Bull, Lukoil					13	2:15.401	38.058	1:01.368	35.975
1	2:50.115	1:10.079	1:02.757	37.279	14	2:14.481	37.263	1:00.544	36.674
2	2:12.728	37.676	1:00.476	34.576	<b>17 Carlos IACONELLI</b> BRA iaconelli.com				
3	2:11.688	37.528	59.714	34.446	1	2:42.162	56.824	1:06.119	39.219
4	2:16.824	37.445	1:02.852	36.527					



# SPA EURO RACE FIA F2 CHAMPIONSHIP



## FREE PRACTICE 1

### Chronological Analysis of Performances

**B** Crossing the finish line in pit lane  
**S1** Time from finish line to 1st intermediate  
**S2** Time from 1st intermediate to 2nd intermediate  
**S3** Time from 2nd intermediate to finish line  
**FY** Full Yellow Flag

Lap	Lap Time	S1	S2	S3	Lap	Lap Time	S1	S2	S3
2	2:15.286	38.240	1:02.106	34.940	9	2:24.258B	38.526	1:00.778	44.954
3	2:12.827	37.364	1:00.989	34.474	10	6:30.095	4:54.072	1:01.179	34.844
4	2:12.152	36.953	1:00.743	34.456	11	2:13.654	38.652	1:00.350	34.652
5	2:12.407	37.218	1:00.601	34.588	12	2:12.655	37.188	1:00.390	35.077
6	2:11.535	36.902	1:00.158	34.475					
7	2:11.516	36.973	59.913	34.630					
8	2:13.378	36.892	1:01.251	35.235					
9	2:11.167	36.941	59.549	34.677					
10	2:11.617	36.954	1:00.010	34.653					
11	2:25.013B	38.712	1:02.943	43.358					
12	4:34.272	2:58.202	1:01.300	34.770					
13	2:14.000	37.356	1:00.788	35.856					

#### 18 Natacha GACHNANG SUI

Motorex

1	3:13.206	1:24.386	1:11.026	37.794
2	2:19.376	40.499	1:03.054	35.823
3	2:15.354	38.950	1:00.921	35.483
4	2:26.685B	38.177	1:02.138	46.370
5	7:00.314	5:22.751	1:01.561	36.002
6	2:15.416	38.840	1:00.993	35.583
7	2:13.425	38.204	59.807	35.414
8	2:15.785	39.150	1:00.653	35.982
9	2:13.956	38.126	1:00.463	35.367
10	2:13.990	38.291	59.910	35.789
11	2:13.982	38.280	59.901	35.801

#### 20 Jens HOING GER

Haskamp & Societe Generale

1	3:35.317	1:44.327	1:10.840	40.150
2	2:24.494	40.483	1:07.813	36.198
3	2:15.501	38.611	1:01.642	35.248
4	2:13.240	37.663	1:00.504	35.073
5	2:14.500	38.263	1:01.171	35.066
6	2:13.336	37.518	1:00.807	35.011
7	2:13.126	37.476	1:00.644	35.006
8	2:13.229	37.517	1:00.589	35.123
9	2:14.166	37.474	1:01.080	35.612
10	2:12.826	37.475	1:00.197	35.154
11	2:12.910	37.341	1:00.889	34.680
12	2:25.189B	38.069	1:02.581	44.539
13	3:33.625	1:56.235	1:01.434	35.956

#### 21 Kazim VASILIAUSKAS LTU

Darsena Management

1	2:50.781	1:05.119	1:07.035	38.627
2	2:16.011	38.410	1:01.981	35.620
3	2:13.924	37.998	1:00.646	35.280
4	2:13.991	37.680	1:00.373	35.938
5	2:14.273	37.584	1:00.831	35.858
6	2:13.287	37.415	1:00.733	35.139
7	2:12.917	37.239	1:00.622	35.056
8	2:12.068	36.960	1:00.291	34.817

#### 22 Andy SOUCEK ESP

FK-Automotive

1	3:25.294	1:30.606	1:14.172	40.516
2	2:12.192	37.436	1:00.337	34.419
3	2:17.591	37.585	1:02.891	37.115
4	2:11.091	37.059	59.586	34.446
5	2:21.470B	36.846	59.602	45.022
6	6:07.864	4:29.435	1:02.360	36.069
7	2:10.806	36.872	59.355	34.579
8	2:21.002	38.714	1:06.980	35.308
9	2:12.694	36.610	1:00.878	35.206
10	2:11.051	36.707	59.876	34.468
11	2:15.657	39.185	1:00.928	35.544
12	2:11.944	36.862	1:00.134	34.948

#### 23 Henri KARIJALAINEN FIN

Everyman, LTC Rakennus

1	3:11.187	1:16.041	1:14.127	41.019
2	2:24.497	41.507	1:06.303	36.687
3	2:20.392	38.641	1:05.749	36.002
4	2:15.675	37.850	1:02.423	35.402
5	2:15.310	37.991	1:02.468	34.851
6	2:14.579	37.909	1:01.614	35.056
7	2:24.265B	37.888	1:01.460	44.917
8	5:55.624	4:17.882	1:02.648	35.094
9	2:14.370	38.091	1:01.520	34.759
10	2:14.748	38.045	1:01.028	35.675
11	2:17.067	39.790	1:01.700	35.577
12	2:25.894	37.665	1:05.734	42.495

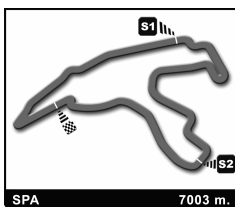
#### 24 Tom GLADDIS GBR

Marrache & Co

1	3:11.648	1:23.408	1:10.405	37.835
2	2:19.670	40.072	1:04.038	35.560
3	2:15.572	38.507	1:01.763	35.302
4	2:13.746	37.801	1:01.089	34.856
5	2:14.271	37.682	1:01.891	34.698
6	2:13.119	37.877	1:00.503	34.739
7	2:12.370	37.727	1:00.140	34.503
8	2:14.857	37.727	1:02.333	34.797
9	2:14.369	38.667	1:01.039	34.663
10	2:12.519	37.630	1:00.288	34.601
11	2:12.480	37.488	1:00.518	34.474
12	2:12.105	37.648	1:00.180	34.277
13	2:14.164	38.359	1:01.048	34.757

#### 25 Milos PAVLOVIC SRB

Bobby Tech



# SPA EURO RACE FIA F2 CHAMPIONSHIP



## FREE PRACTICE 1

### Chronological Analysis of Performances

**B** Crossing the finish line in pit lane  
**S1** Time from finish line to 1st intermedia  
**S2** Time from 1st intermediate to 2nd intermediate  
**S3** Time from 2nd intermediate to finish line  
**FY** Full Yellow Flag

Lap	Lap Time	S1	S2	S3	Lap	Lap Time	S1	S2	S3
1	2:27.156	45.190	1:05.356	36.610	10	2:12.285	37.384	1:00.330	34.571
2	2:16.491	39.440	1:01.730	35.321	11	2:13.781	37.257	1:00.877	35.647
3	2:12.790	38.392	59.718	34.680	12	2:12.710	37.305	1:00.495	34.910
4	2:11.757	37.649	59.532	34.576					
5	2:11.304	37.321	59.394	34.589					
6	2:23.545B	38.276	1:00.448	44.821					
7	8:59.548	7:20.672	1:01.214	37.662					
8	2:12.059	37.259	1:00.184	34.616					
9	2:14.430	37.145	1:01.970	35.315					
10	2:14.417	39.451	1:00.200	34.766					
11	2:26.379B	38.875	1:00.793	46.711					

#### 27 German SANCHEZ ESP

Go-Karts Orihuela Costa

1	4:05.745	2:10.573	1:14.905	40.267
2	2:28.834	42.780	1:09.341	36.713
3	2:18.570	39.743	1:03.035	35.792
4	2:14.892	38.253	1:01.433	35.206
5	2:14.024	37.894	1:00.904	35.226
6	2:14.924	37.651	1:01.865	35.408
7	2:13.586	38.016	1:00.342	35.228
8	3:05.730B	37.834	1:00.737	1:27.159
9	4:27.411	2:49.087	1:03.207	35.117
10	2:13.465	37.957	1:00.600	34.908
11	2:14.644	38.376	1:00.481	35.787
12	2:43.514B	38.100	1:08.285	57.129

#### 31 Jason MOORE GBR

Olney Tyres & Exhausts

1	3:18.126	1:31.501	1:09.192	37.433
2	2:18.235	39.404	1:03.823	35.008
3	2:18.048	38.203	1:03.014	36.831
4	2:13.329	37.831	1:00.716	34.782
5	2:12.465	37.504	1:00.098	34.863
6	2:19.845B	37.503	1:00.351	41.991
7	5:17.980	3:42.608	1:00.381	34.991
8	2:12.314	37.535	1:00.052	34.727
9	2:12.306	37.418	1:00.110	34.778
10	2:12.060	37.256	59.894	34.910
11	2:12.419	37.281	1:00.398	34.740
12	2:14.410	37.366	1:00.235	36.809

#### 33 Philipp ENG AUT

European Racing Events

1	2:35.668	52.667	1:05.438	37.563
2	2:14.543	38.387	1:01.180	34.976
3	2:12.977	37.770	1:00.206	35.001
4	2:12.206	37.465	1:00.069	34.672
5	2:11.614	37.253	59.988	34.373
6	2:22.356B	37.817	1:00.372	44.167
7	5:20.403	3:44.886	1:00.384	35.133
8	2:12.054	37.448	59.912	34.694
9	2:12.248	37.611	59.969	34.668